



# Global investment:

driving UK jobs and growth  
in financial services

# Contents

Global investment: driving UK jobs and growth in financial services	4
The factors underpinning the UK's success as an FS FDI centre	6
The spread of FDI benefits including jobs and capital investment across the UK	12
Comparing London to other global financial centres	18



# Foreword

Global investment boosts job creation, capital investment, innovation and productivity, and as a global leader in attracting investment, the UK both benefits from and contributes to the success of international investors locating their operations here.

The UK's innovative financial services sector plays a key role in attracting these investors – accounting for more than double the foreign direct investment of any other UK sector in 2016. The benefits of this investment are spread across the UK, with almost half of jobs linked to inward investment created outside of London.

This report highlights the specialisms of UK regions in attracting inward investment, with the development of centres of expertise across the UK in corporate and investment banking, retail banking, investment management and insurance, and the importance of our links with the US, China, the EU and Switzerland.

As the UK's hub for financial and professional services, London plays a key role in attracting investment from overseas. Across measures of competitiveness in global trade, investment and financial services capability, London ranks top compared with other cities. Through sharing and developing our financial services expertise, the UK can continue to build and strengthen trade and investment links across the world.



Charles Bowman



Catherine McGuinness

A handwritten signature in black ink, appearing to read 'Charles Bowman'.

**Charles Bowman**  
The Rt Hon The Lord Mayor

A handwritten signature in black ink, appearing to read 'Catherine McGuinness'.

**Catherine McGuinness**  
Chair of the Policy  
and Resources Committee;  
The City of London Corporation

# Global investment: driving UK jobs and growth in financial services

Foreign direct investment (FDI)<sup>1</sup> plays a key role in establishing and developing links between economies, attracting new jobs, encouraging the sharing of technology and innovation between companies, and enables investors to access new markets.<sup>2</sup>

As a global financial centre and cluster of highly-specialised, innovative financial and professional services activities, the UK acts as a magnet for financial services (FS) FDI. Financial services attracted more than double the foreign direct investment than any other sector in the UK in 2016.<sup>3</sup>

Between 2013 and 2017, the UK received 392 inbound FDI projects, with overseas investors investing £8.6 billion<sup>4</sup> and creating an estimated 16,126 jobs. The benefits of FDI are spread across the UK, with almost half (49%) of jobs created outside of London. The share of jobs outside London varies across different kinds of financial services, for example in insurance and retail banking in particular, over 70% of jobs have been created outside London.

Within the UK, London acts as a hub for highly-specialised and highly-productive companies and workers, playing a key role in attracting FS FDI into the UK. Compared to eight other global financial centres, London received the highest volume of FS FDI projects in 2017 and between 2013-2017, emphasising its position as the number one location for FS FDI.

This report looks at the factors underpinning the UK's success as a major FDI destination, sets out who the key investors are, and which areas of FS attract the most investment. The report also explores the role of FDI in attracting jobs and capital across the UK and the relative strengths of UK regions. Finally, the report illustrates the success of London as a magnet for FDI, and explains how London compares to other global financial centres across key dimensions.

Over the past 15 years, the availability of a skilled workforce and the presence of an FS cluster have become increasingly important to foreign firms and investors looking to invest in UK FS. International investors cited access to the UK's FS cluster as relatively more important in their decision to invest compared with any other global FS centre.

The UK's current international investment links are also explored in depth, with the U.S, Sweden and China ranking as the UK's top FS foreign direct investors. Importantly, the UK ranks as the top choice for these three investors, demonstrating the importance of links both within the EU and globally.

The UK continues to offer a highly-skilled workforce, and combined with access to the world's largest FS cluster in London, means that the UK continues to be well-placed in attracting FS FDI across the UK. Understanding the drivers of FDI, and London and the UK's position relative to other global financial centres, will help to ensure that the benefits of FDI, particularly in terms of jobs created and investment into regional economies can continue to grow.

The key findings from each section are supported by analysis of FDI data and quotes from FS companies who have chosen to invest in the UK.

## 1st

compared to eight other global financial centres, London received the highest volume of FS FDI projects in 2017 and between 2013-2017

## 392

Inbound FDI projects

## £8.6bn

Capital investment

## 16,126

Jobs created

1. FDI refers to cross-border investments made by a business or individual from one country to another, and involves the establishment of a lasting investment in that country.


2. ONS, International perspective on FDI (2016).

3. ONS, Inward foreign direct investment involving UK companies (2016).

4. UK investment values in this report have been converted from USD into GBP using an exchange rate of 1 USD=0.77 GBP, as at 12.09.18.







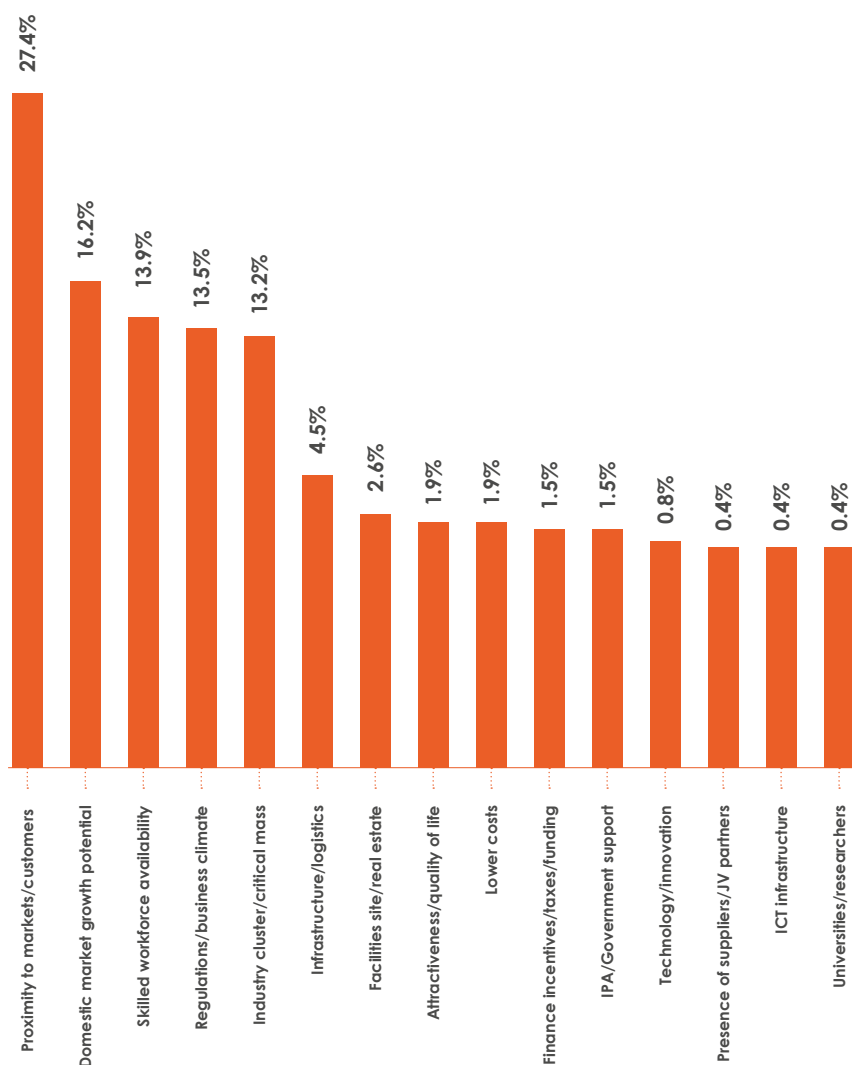
**The factors  
underpinning  
the UK's success  
as an FS FDI  
centre**

# Proximity to markets/customers is the top location determinant and is becoming increasingly important

Foreign companies are establishing FS operations in the UK to be closer to their customers and key markets; to tap into the growing domestic market; to access the local talent and skilled labour that FS companies depend on; to operate within a favourable business climate; and to be part of a financial cluster.

Proximity to markets/customers is the number one motive for firms to invest in both FS and non-FS sectors in the UK, and is becoming relatively more important for FS companies.

**Chart 1: Top 5 motives cited by foreign companies investing in financial services into the UK, 2003-2017**



Source: fDi markets

## RMC Reinsurance: proximity to markets and customers in the UK

In 2017, US-based RMC Reinsurance – a provider of risk management and actuarial consulting services – opened two new offices in London to enable the firm to grow within the UK and Europe. Their European Operations President stated,

*“RMC’s presence in the UK provides us with a natural advantage since the UK is home to some of the world’s largest insurance providers...”*

## Raymond James Financial: technology and innovation in the UK

US-based Raymond James Financial, a financial services company, opened a new office in London in September 2017. The office will focus on providing M&A advice to local tech companies and investors. The company eventually plans to employ around 30 executives at the branch. The company’s European Head of Investment Banking stated,

*“Regardless of Brexit, the UK remains a hub for innovation and there are a number of interesting start-ups in fintech, ag-tech etcetera. For us coming to London is an opportunity to access the UK’s strong technology scene and market it to global buyers.”*

# Access to talent and a developed industry cluster are relatively more important for UK investment compared with other centres

A skilled workforce and industry cluster are becoming increasingly important as drivers for FS investment into the UK, and more important to investors in the UK than in other global centres (United States, India, China, Germany and Singapore).

**Table 1: FDI motives in financial service FDI, by motive type, selected countries, 2003-2017**

Motive	UK	United States	India	China	Germany	Singapore
Proximity to markets / customers	27.4%	37.3%	13.2%	20.1%	36.6%	24.6%
Domestic market growth potential	16.2%	16.7%	51.1%	45.9%	23.7%	23.6%
Skilled workforce availability	13.9%	14.1%	10.0%	2.9%	1.1%	7.9%
Regulations / business climate	13.5%	8.7%	7.4%	18.4%	17.2%	17.7%
Industry cluster / critical mass	13.2%	6.5%	4.2%	4.9%	7.5%	6.9%

Source: fDi markets

The presence of a developed industry cluster was cited as a key driver for FS investment into the UK more times than in Central and Eastern Europe, Western Europe and Asia-Pacific as well as leading global FS hubs. With the exception of the US, the availability of a skilled workforce was also cited as a driver more times by UK FS investors than investors in the other regions and countries highlighted above.

Deep pools of skills and talent exist across the UK, boosting the productivity and competitiveness of UK financial services hubs.

Scotland, the South East and the South West regions have over 40% of their 25-64 year old population educated to tertiary level, while for other UK regions the proportion ranges between 33% and 40%. UK universities are also global leaders in the teaching of accountancy and finance skills. Of the top 50 global universities for accountancy and finance, 8 are in the UK, higher than any other global centre apart from the US.

Taken together, this suggests investors invest in London and the UK because of its highly skilled workforce and cluster of expertise, and these factors provide London with a key competitive advantage relative to other global centres. The fact that these motives are becoming more important to investors suggests that the UK is deepening its specialism in these areas, which will be beneficial to attracting FDI over the coming years.

## Julius Baer: domestic market growth potential and skilled workforce availability in the UK

In 2017, Switzerland-based private banking group Julius Baer – who have had a presence in London since 2008 – opened new offices in Manchester, Leeds, Glasgow and Belfast. The company's Head of Europe and Member of the Executive Board at Bank Julius Baer & Co. Ltd. said,

*"The UK, with its deep pool of talent in financial services, is a strategic location for investment and growth. We are committed to building a strong business for the long term and serving clients across the whole country."*



# The UK is the leading destination market for companies from a range of top source markets and sub-sectors

The United States was the leading source market in terms of projects (103 or 26% of total projects), jobs created (almost 4,500 jobs or 27% of total projects) and capital investment (over £1.5bn or 24% of total investment).

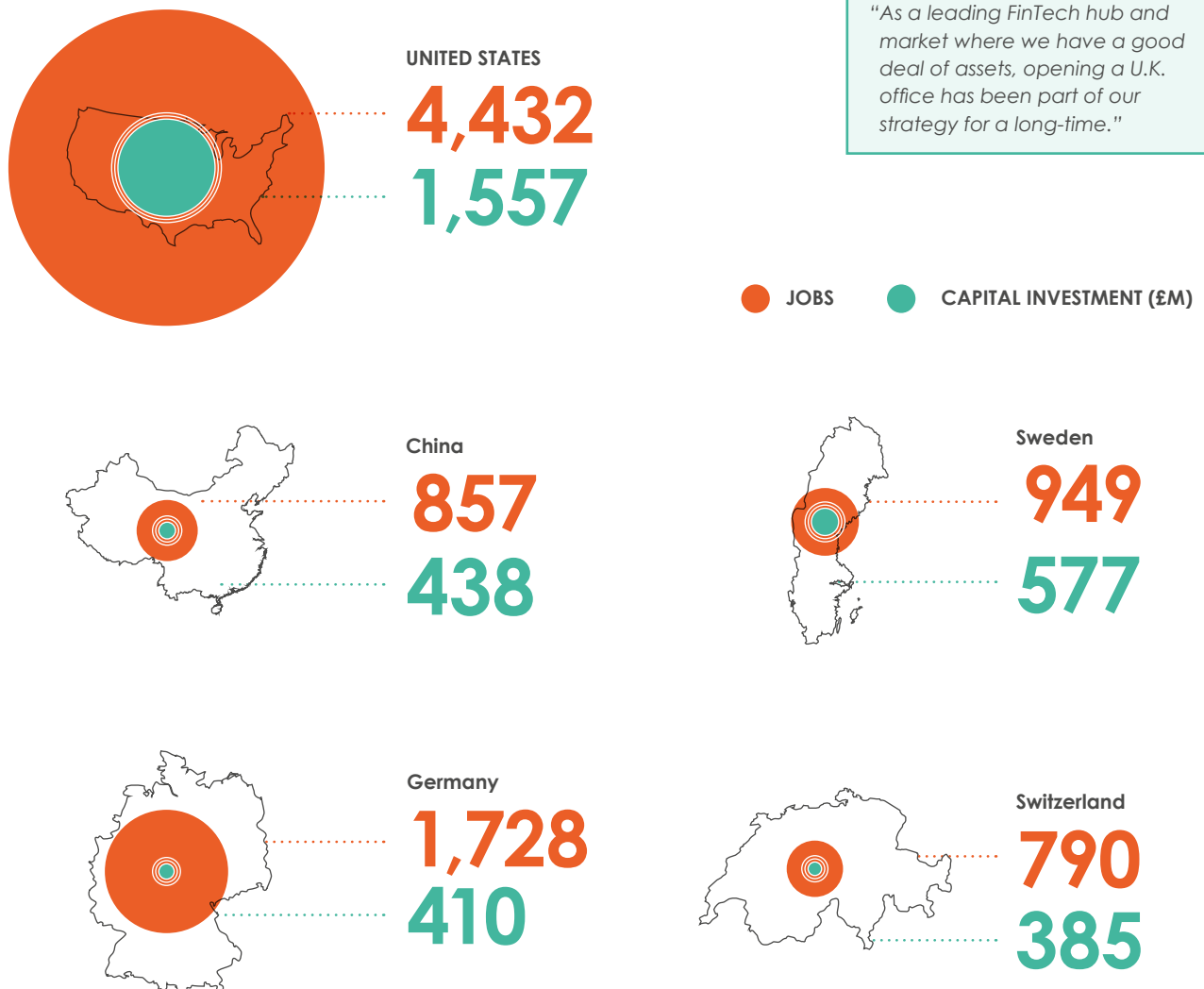
Alongside the U.S, Sweden, China, Switzerland and Germany invested the most in the UK in terms of capital investment (£m), and created the most jobs.

**Wealth Migrate: industry cluster**

US-based Wealth Migrate, an international real estate crowdfunding platform, opened a new office in London in December 2017. It forms part of the company's growth in its global presence in order to meet demand from investors. The company's co-founder stated,

*"As a leading FinTech hub and market where we have a good deal of assets, opening a U.K. office has been part of our strategy for a long-time."*

**Chart 2: Jobs and capital investment (£m) into the UK from the top 5 FS FDI investors, 2013-2017**



Source: fDi markets

The UK is the leading destination country for FS FDI projects from the United States, Sweden and China, with the UK accounting for 15%, 47% and 15% of their total global FS FDI projects.

The UK is also the second largest destination market for Switzerland, France and India, and the third largest destination for investment from Spain, Germany, Australia and Canada. Taken together, this means that of the UK's top 10 source markets, the UK accounts for a substantial proportion of those markets' total FS investment globally.

**Table 2: Top FS FDI source countries into the UK, the UK rank and proportion of global projects from the source country, 2013-2017**

Source Country	Rank	Projects into UK	Projects, global	Projects into the UK as a proportion of global projects (%)
United States	1st	103	706	15
Sweden	1st	32	68	47
China	1st	29	192	15
Switzerland	2nd	26	218	12
Spain	3rd	21	171	12
France	2nd	20	270	7
Germany	3rd	14	195	7
Australia	3rd	11	107	10
Canada	3rd	10	158	6
India	2nd	10	81	12

Source: fDI markets

# 1st

**The UK is the leading destination country for FS FDI projects from the United States, Sweden and China**

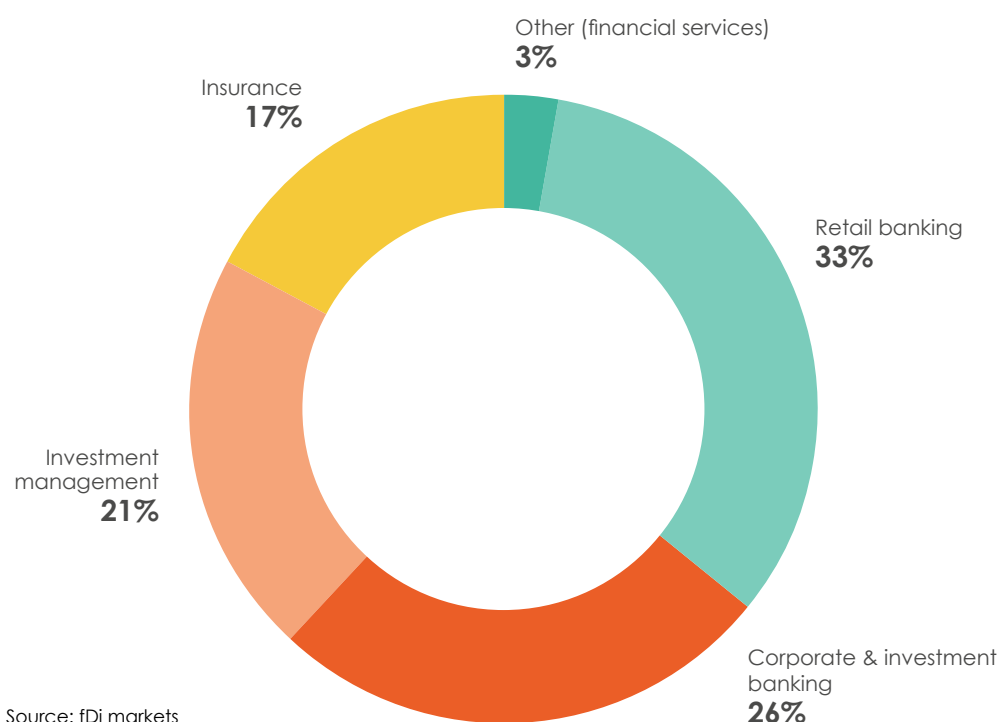
### **Ion Pacific: regulations and business climate in the UK**

In 2017, Hong Kong-based investment and merchant banking firm Ion Pacific established its European headquarters in London. The new head office opened with a small team, however the company is actively hiring to grow quickly by late 2018. The company's managing director (EMEA) said,

*"London is a global leader in financial markets and business excellence and we believe our presence here will significantly enhance our offering to both our Asian and international client base...London will always be the HQ for Asian investors, especially the Chinese, who see it as a platform for Europe. This is unlikely to change, regardless of how Europe comes to see London in the future."*

# Corporate & investment banking and retail banking are the largest FS subsectors within the UK

Chart 3: Job creation from FS FDI by subsector, 2013-2017



Source: fDi markets

Across the UK, corporate & investment banking was the largest subsector within FS FDI into the UK by project numbers and amount of capital invested; while it ranks second by number of jobs created. Retail banking was the largest job creating subsector; the second largest subsector by capital investment; and the third largest subsector by number of projects created.

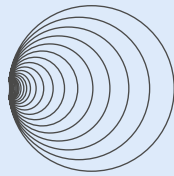
While corporate and investment banking is particularly concentrated in London, sectors like retail banking and insurance are more evenly distributed across the UK – with 72% and 71% of jobs created outside London respectively.

The table below shows top source countries for FDI projects by sub-sector. The US invested in the highest number of projects across all sub-sectors with the exception of retail banking, while China was also a key investor across two sub-sectors, corporate and investment banking and investment management.


Table 3: Top source markets by number of projects and sub-sector, 2013-2017

Corporate and investment banking	Investment management	Retail banking	Insurance
United States (37)	United States (32)	Sweden (31)	United States (23)
China (16)	Switzerland (14)	United States (8)	Australia (6)
Spain (11)	China (7)	India (8)	France (5)

Birmingham



**The spread of FDI  
benefits including  
jobs and capital  
investment across  
the UK**





Between 2013 and 2017,  
regions outside London accounted for:

49%

Almost half (49%) of the estimated number of jobs  
created from inbound financial service FDI projects.

With over 8,200 jobs created, London is the leading UK location, followed by the West Midlands and Scotland, with both regions attracting over 1,700 jobs each.

36%

Over a third (36%) of the estimated  
capital investment in the UK.

London was also the leading UK region in terms of capital investment, attracting almost £4.23 billion. Again, this was followed by Scotland, and the West Midlands as the second and third largest beneficiaries from inward FS FDI in terms of capital investment.

37%

Over a third (37%) of the estimated number  
of projects into the UK.

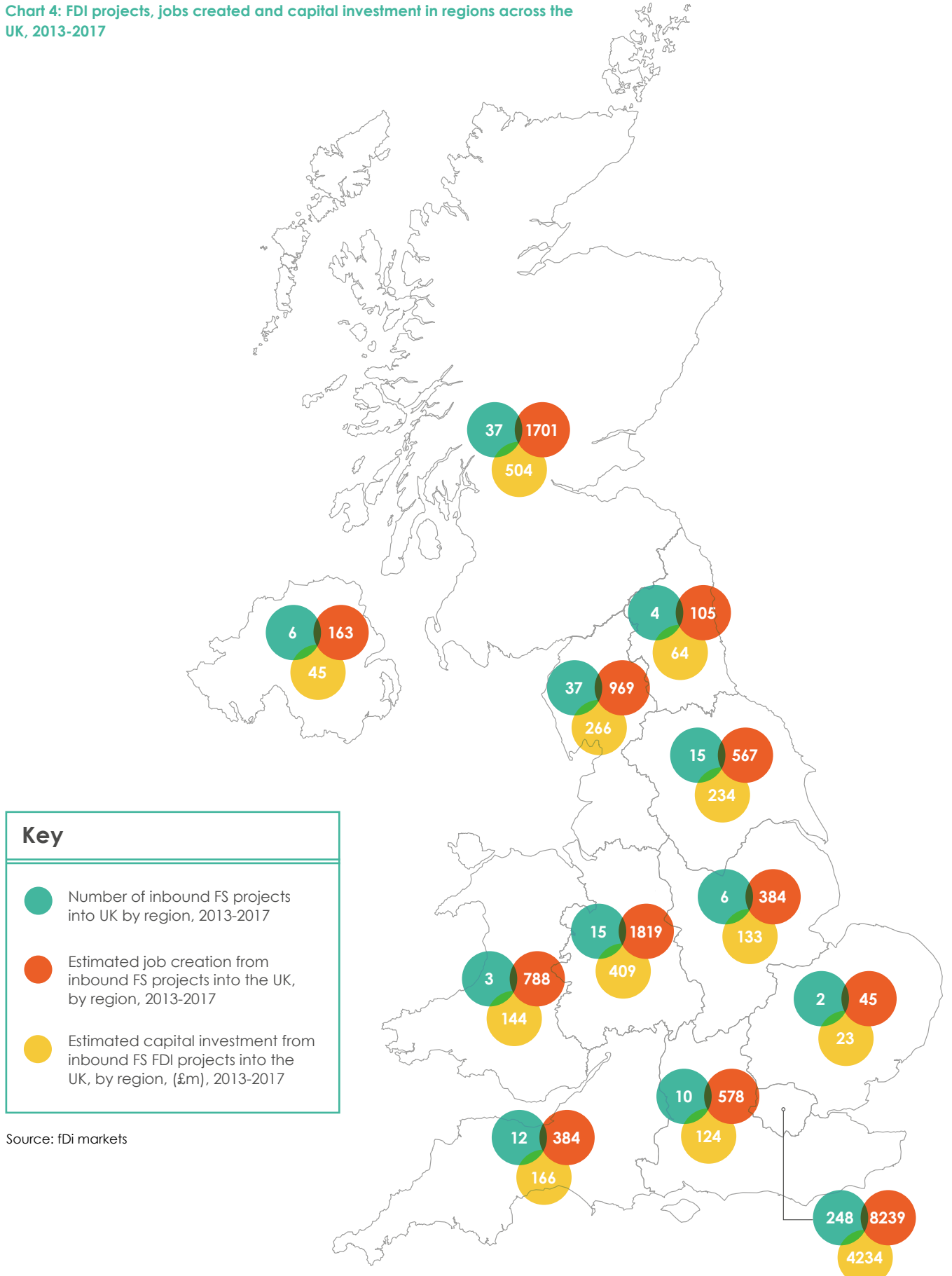
After London, Scotland and the North West attracted the highest number of projects, with 37 and 21 projects respectively.





Chart 4 shows the reach of jobs created, capital invested and projects in regions across the UK, while Table 5 looks at the reach of FDI benefits across UK cities.

**Chart 4: FDI projects, jobs created and capital investment in regions across the UK, 2013-2017**



**Key**

- Number of inbound FS projects into UK by region, 2013-2017
- Estimated job creation from inbound FS projects into the UK, by region, 2013-2017
- Estimated capital investment from inbound FS FDI projects into the UK, by region, (£m), 2013-2017

Source: fDi markets

As the cluster effect is important to UK FS investors, it is also important to look at projects, job-creation and the value of investment within UK cities, which act as hubs for specialised FS. This analysis complements recent research on city-level networks and characteristics of FS across the UK.<sup>5</sup>

**Table 5: Top UK destination cities for inbound financial service FDI projects, 2013-2017**

City	Projects	Job creation*	Capital investment (£m)
<b>London</b>	<b>248</b>	<b>8,239</b>	<b>4,234</b>
Manchester	14	543	196
Glasgow	14	590	153
Edinburgh	12	580	206
Birmingham	10	1,325	326
Leeds	7	279	96
Belfast	3	46	28
Bristol	3	113	21
Derry/Londonderry	3	117	25
Aberdeen	3	75	28
Cardiff	1	587	107
Other	77	4,375	1,230
<b>Total</b>	<b>392</b>	<b>16,216</b>	<b>6,605</b>

Source: fDi markets \*Includes estimates

While London is clearly the leading UK region in terms of attracting FDI jobs, capital investment and projects, the spread of job creation across the UK reflects the UK's competitive strengths in financial services as a whole, with clusters of jobs in the West Midlands and Scotland, and substantial benefits for cities and regions across the UK:

- **Economic output** - Almost half (48%) of UK gross value added (GVA) in financial services (or £56 billion) was created outside of London in 2016, with the South East (excluding London), alongside Scotland and the North West each contributing over £7 billion to the UK's FS GVA.<sup>6</sup>
- **Clusters of FS companies** - Just under three-quarters of all financial service companies in the UK are located outside London. By subsector, UK regions (except London) account for two-thirds of both holding & investment offices and insurance companies; 70% of non-depository institutions; just over three-quarters of security & commodity brokers, dealers, exchanges & services companies; 84% of depository institutions; and 83% of insurance agents, brokers & services companies.<sup>7</sup>
- **Pools of talent** - Almost two-thirds of financial services employment in the UK is outside London. Monetary intermediation is the largest subsector, which includes activities linked to banks and building societies, with around 248,000 persons employed in regions outside London (double the number in London). Insurance and activities auxiliary to insurance and pension funding are sectors where there are significant clusters outside of the capital – 79% and 71% (respectively) of employment in these sectors are outside of London.
- **Global competitiveness** - The UK is a global leader in exporting financial services, with a higher trade surplus than any other country. In 2015, 44% of financial exports were derived from UK regions outside of London, while 81% of insurance and pension service exports came from outside the capital. The South East accounted for 25% of UK insurance and pension service exports, with Scotland (10.4%) and the North West (9.7%) other notable contributors.

As the factors above highlight, different patterns and relative regional strengths emerge when looking at different subsectors within financial services. Chart 5 looks at how patterns of job creation differ by region between the four largest subsectors of FS FDI: corporate and investment banking; investment management; retail banking; and, insurance.

For example, while corporate and investment banking, and investment management activity was concentrated in London over 2013-2017, UK regions outside of London accounted for 72% of job creation in retail banking, and 71% of job creation in insurance.

**48%**

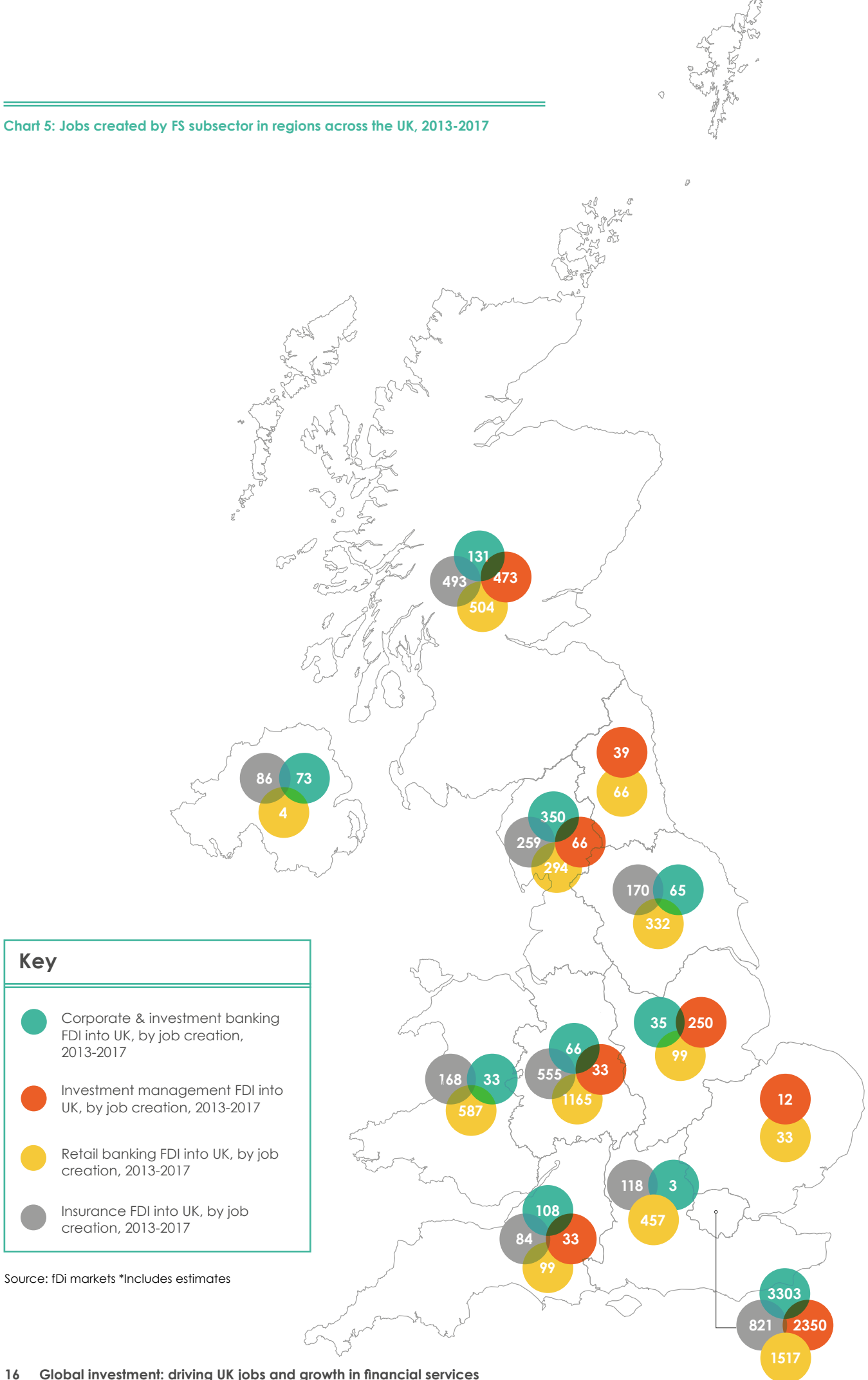
**Almost half of UK gross value added (GVA) in financial services was created outside of London in 2016**

5. Centre for Cities and City of London Corporation (2018), London links: financial services UK wide.

6. ONS, Regional GVA by industry (2016).

7. An insurance broker sells insurance products on behalf of insurance companies, whereas an insurance company provides and underwrites insurance products.

Chart 5: Jobs created by FS subsector in regions across the UK, 2013-2017



Source: fDi markets \*Includes estimates



# 78%

**Corporate & investment banking FDI is particularly concentrated in London – 78% of all new FDI jobs created in UK were in London.**

---

However, there are several areas of the UK succeeding in attracting inward investment and creating new jobs, notably the North West, Scotland and the South West.

# 68%

**Just over two-thirds (68%) of FDI job creation in investment management occurred in London – approximately 2,350 jobs have been created in the UK capital.**

---

Elsewhere, Scotland and the East Midlands are other important UK regions for investment management FDI.

# 72%

**Job creation from FDI in retail banking is much more widespread throughout the UK, with 72% of jobs created outside London.**

**London is the leading location accounting for around 28% of jobs created (or 1,517 jobs) in the subsector, followed closely by the West Midlands (1,165 jobs).**

---

Over 500 jobs have been created in both Wales and Scotland, while 457 were created in the South East. Combined, UK regions outside of London accounted for over 70% of retail banking job creation between 2013 and 2017.

# 70%


**Like retail banking, insurance FDI is more widespread throughout the UK. Regions outside of London accounted for just over 70% of total jobs created in the subsector.**

---

London was the leading region with 821 jobs created, followed by West Midlands (555 jobs), Scotland (493) and the North West (259).



London



# Comparing London to other global financial centres

# London: the world's hub for global investment and trade

As the UK and the world's hub for financial services, London plays a key role in drawing international investment into the UK. Between 2013 and 2017, FS FDI into London created 8,239 jobs, an average of over 1,648 a year. What's more, London continued to attract over 1,800 jobs from FS FDI projects in 2017, suggesting that Brexit-related uncertainty is so far not impacting on foreign investors' appetite for investment in the capital.

Comparing London with eight other global centres; Dublin, Frankfurt, Paris, Luxembourg, New York, Hong Kong and Singapore, London received the most FS FDI (by number of projects) in 2017 and between 2013-2017, emphasising its position as the number one location for FS FDI. In terms of jobs and capital investment, London was ranked second (behind Singapore).

In 2017, London received 55 inbound projects, double the number of projects of Dublin (26), Paris (26), Frankfurt (24) and New York City (20); over triple the number of Hong Kong (18) and Luxembourg (14); and five times the number of Tokyo (11).

Between 2013 and 2017, London was the leading global financial centre, attracting 248 projects. This was over one-quarter (28%) of the total number of financial service projects received by the nine global financial centres. Both 2014 and 2017 were peak years for London, with 55 investments in each year.

## Measures of London's attractiveness

Comparing global financial centres across individual measures, London's success in attracting FS FDI is a result of its cluster of specialised and globally competitive services. London has the world's largest surplus in financial services trade, and the largest FS cluster in the world with 64,000 FS companies. London is also at the forefront of the development of new industries - 16 of the top 50 Fintech companies have a presence in London, more than any other global financial centre, and nine of the top 1,000 world banks are headquartered in the city. It is the base for one-third of all UK holding & investment offices as well as the same proportion of UK insurance companies. Given the importance of the presence of an FS cluster for investors, London is well-positioned to continue to attract FS FDI.

London also ranks top in terms of its share of international financial markets, accounting for the leading share of foreign exchange turnover (37%)<sup>8</sup>, cross-border bank lending (17%)<sup>9</sup>, and international bond issuance (13%)<sup>10</sup>. Combined, these factors mean that London offers deep pools of liquidity alongside a wide range of financial services to suit investors' and companies' risk profiles.

London also offers a wider talent pool for foreign investors – 57% percent of London's 25-64 year old population are educated to tertiary-level, the highest share compared with other global centres. Combined with 60,000 finance-related students studying annually in London-based universities – five of which are in the top 200 rated accountancy and finance universities worldwide – London has an array of talent available for investors.

London is the most connected city globally in terms of air connectivity, with direct access to 335 international destinations, and all global finance centres. London, and more widely the UK, offers an attractive business environment, with relatively low costs and short timeframes for establishing a business as well as a stable regulatory climate– and there is high flexibility in hiring and firing staff. In terms of staff costs, London is cost effective compared with other global centres, with savings between £4,000 and £31,000 for various financial service jobs compared to Paris, Frankfurt and New York City.

### Lohmus Haavel & Viisemann: London's industry cluster

In February 2018, Estonia-based investment banking group – Lohmus Haavel & Viisemann (LHV Pank) – established a new branch in London to develop the bank's financial service providers' business line. The branch will recruit customer service specialists, as well as new employees covering compliance and money laundering prevention. According to the company's CEO,

*"London has become one of the most important financial centres in which financial technology companies from both Europe and the rest of the world are represented. We already have a number of substantial and well-known international payment intermediaries as our clients and more will accrue in the future. We can also provide our payment services to banks, credit intermediaries and other companies..."*

### First Eagle Investment Management: skilled workforce availability in London

In 2017, First Eagle Investment Management – an investment manager, and a subsidiary of US-based Arnold and S. Bleichroeder – opened a new office in London. The office serves institutional clients and their consultants in Europe, the Middle East and Africa. First Eagle Investment Management's president stated,

*"London is a natural location for the office because of its established position as a centre of excellence in global financial services and its depth of resident talent in the investment management industry."*

8. Bank for International Settlements (2016).

9. Bank for International Settlements (2019).

10. Bank for International Settlements (2018).



**ING: London's industry cluster; proximity to markets/customers; Skilled workforce availability**

In 2016, Financial services company ING, a subsidiary of Netherlands-based ING Trust, opened a new modern office in London. Group CEO stated,

*"London is undisputedly one of the world's great financial centres. It is important for ING to be here to support and empower our UK-based clients and to be close to this international hub from which we are able to serve wholesale banking clients from all over the world."*

The company also relocated around 60 jobs from Belgium and the Netherlands, including currency, derivatives and interest rate traders, foreign exchange options, rates and fixed income staff. The company's head of financial markets stated,

*"Following the Brexit vote, the intention to move some functions to London might seem countercyclical. However, even after Brexit London has and will continue to have a deep labour talent pool to support our business."*

**DBS Bank: Lower costs and skilled workforce availability in London**

In April 2017, DBS Bank, a subsidiary of Singapore-based DBS Group Holdings, has obtained a UK securities licence and is looking to add staff in London as part of growth plans focused on the greater China market. The new licence will allow the bank to quadruple its current London wealth management operation. A company representative noted,

*"It's cheaper to get talent and set up base, and I believe in the long-term prospects of London."*

Location \ data point	Access to customers and markets			International trade and investment		
	Number of direct international destinations served (Destinations) 2018	Net exports of financial services (£ bn) 2017	Finance and insurance GVA as a % of total GVA (%) 2016	FS FDI projects (Projects) 2013-2017	FS FDI capital investment (£ bn) 2013-2017	FS FDI job creation (Jobs) 2013-2017
London	335 (1st)	68 (1st)	7.2 (5th)	248 (1st)	4.23 (2nd)	8,173 (2nd)
Dublin	108	7	6.1	61	1.14	4,892
Frankfurt	251	12	3.9	62	0.45	848
Hong Kong	155	11	17.6	127	3.37	4,691
Luxembourg	39	15	27.2	26	0.46	850
New York City	133	36	7.3	91	0.71	3,478
Paris	269	1	4.1	65	1.0	1,465
Singapore	158	14	13.1	170	4.73	10,611
Tokyo	108	0	4.5	45	1.26	1,664
Level	City	Country	Country	City	City	City

Source: fDi intelligence from the Financial Times based on multiple sources, OAG Flight Guide, UNCTADSTAT, UNdata, fDi markets.





Favourable business climate							
Location \ data point	Regulatory quality (-2.5 to +2.5) 2016	Hiring and firing practices (Rating 1-7) 2017	Days required to register a firm (Days) 2017	Cost of establishing a business (£) 2017	Labour costs - general accounts clerk (£ annual) 2017	Labour costs - financial analyst (£ annual) 2017	Labour costs - senior financial accountant (£ annual) 2017
London	1.76 (4th)	5.1 (4th)	4.5 (4th)	0 (1st)	22,923 (3rd)	49,573 (5th)	84,444 (4th)
Dublin	1.74	4.1	5	75	25,210	44,965	74,475
Frankfurt	1.82	4.6	10.5	593	31,085	61,185	92,966
Hong Kong	2.15	5.8	1.5	340	12,949	30,588	69,254
Luxembourg	1.72	3.7	16.5	931	31,066	57,975	88,843
New York City	1.5	5.4	5.6	441	33,158	71,846	115,503
Paris	1.07	2.4	3.5	195	29,222	62,222	98,070
Singapore	2.18	5.6	2.5	185	14,001	40,907	86,450
Tokyo	1.43	3.2	12.2	2036	22,950	43,373	83,157
Level	Country	Country	Country	Country	City	City	City

Source: fDi intelligence from the Financial Times based on multiple sources, World Governance Indicators database, World Economic Forum: Global Competitiveness Report, World Bank Doing Business, fDi benchmark.

FS industry clustering					
Location \ data point	Number of FS companies (Companies) 2018	Daily foreign exchange turnover (£ bn) Apr-16	Number of top 50 fintech companies (Companies) 2017	Number of Top 1000 World Banks (Banks) 2017	Tier 1 bank capital (£ bn) 2017
London	59,979 (1st)	1853 (1st)	16 (1st)	9 (3rd)	233 (3rd)
Dublin	17,071	2	4	3	17
Frankfurt	6,881	89	0	7	95
Hong Kong	23,441	336	2	5	15
Luxembourg	40,351	28	0	2	3
New York City	33,742	979	10	11	447
Paris	35,772	139	4	5	197
Singapore	27,987	398	4	3	52
Tokyo	32,332	307	3	15	340
Level	City	Country	City	City	City

Source: fDi Intelligence from the Financial Times based on multiple sources, fDi Intelligence based on Dun & Bradstreet Global Reference Solution, Bank for International Settlements, fDi Intelligence based on KPMG & H2 Venture, The Banker.

# Report information

This report was prepared for City of London Corporation by FDI Intelligence, a service from the Financial Times. FDI Intelligence is the largest FDI centre of excellence globally, specialising in all areas relating to FDI, investment promotion and economic development.

All data in this report referring to foreign direct investment (FDI) is greenfield FDI unless otherwise stated. Greenfield FDI is defined as overseas investment in a new physical project or expansion of an existing project which creates new jobs and capital investment and with majority-ownership by the foreign investor. Mergers & acquisitions (M&A) and other equity investments are not included. Data is provided by fDi markets, which collects information on FDI projects, jobs and capital investment. Where there is no data provided for jobs and capital investment, fDi markets estimates these figures using similar projects (projects in the same sector, doing the same business activity) in its database, that do have actual jobs and investment figures, to provide an average within a certain geographic level.

Whilst care has been taken in programming the analysis and presentation of data, abnormalities may occur. The Financial Times Ltd accepts no responsibility for the accuracy or otherwise of the content. All FDI investment project data and information is based on public information on company investment announcements. The Financial Times Ltd accepts no responsibility or otherwise for the accuracy of the data and information, nor does The Financial Times Ltd claim to track all investment projects. Jobs data and capital investment data, if included, are not recorded for all projects and include estimates. The Financial Times Ltd takes no responsibility for the accuracy or otherwise of the jobs and investment data.

## About us

### The City of London Corporation

The City of London Corporation is the governing body of the Square Mile dedicated to a vibrant and thriving City, supporting a diverse and sustainable London within a globally-successful UK.

We aim to:

- Contribute to a flourishing society
- Support a thriving economy
- Shape outstanding environments

By strengthening the connections, capacity and character of the City, London and the UK for the benefit of people who live, work and visit here.

