

In this leaflet...

- What is care and support?
- Who is eligible?
- What will you have to pay for?
- Contact details



A guide to

Adult Social Care and Support Services

Department of Community and Children's Services

City of London Corporation



CITY
OF
LONDON

Adult Social Care

What is care and support?

Some people, due to a disability or long term condition, need care and support to help them live well and independently in their own home for as long as possible.

This can include practical help with things like getting in and out of bed, washing, dressing, getting to work, preparing meals, eating, socialising, caring for families and being involved in community and recreational activities. It can also include emotional support at times of difficulty or stress.

What should I do if I feel I need care and support?


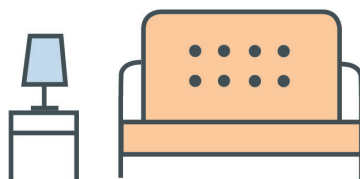
If you're finding managing at home and getting out and about increasingly difficult, we can help. The City of London Corporation Adult Social Care Team can talk to you about your needs, discuss what is most important to you and assess how to best meet your needs. Any decisions about your care and support will take into account your health and wellbeing as well as what things matter to you and those close to you, so that you can stay healthy and remain independent for as long as possible.

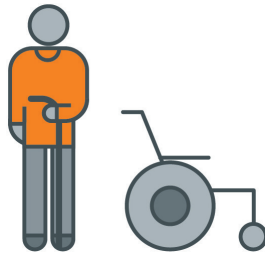

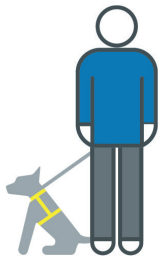
Who is eligible for care and support services?

After you've had a discussion with a social worker from the Adult Social Care Team, and with anyone else you would like present (like a relative or friend), your assessment of needs will be completed.

If you're finding a combination of tasks very difficult to achieve, which, without support, would affect your wellbeing and quality of life, we will be able to determine the level of help you will need through the assessment.

If you're not eligible for care and support through the Adult Social Care Team, we will still be able to offer you advice and information on a range of preventative and community support services available to you.





Will I have to pay for the care and support I need?

If you're eligible for care and support from the Adult Social Care Team, you may be asked to contribute something towards the cost.

To calculate any costs you would pay, we will ask you to complete a financial assessment, which will ask about any savings and regular income. This information will help us understand if and how much you can afford to contribute to the cost of your care and support.



How do I find out more?

If you live in the City and think you may need some care and support, you can contact the Adult Social Care Team on

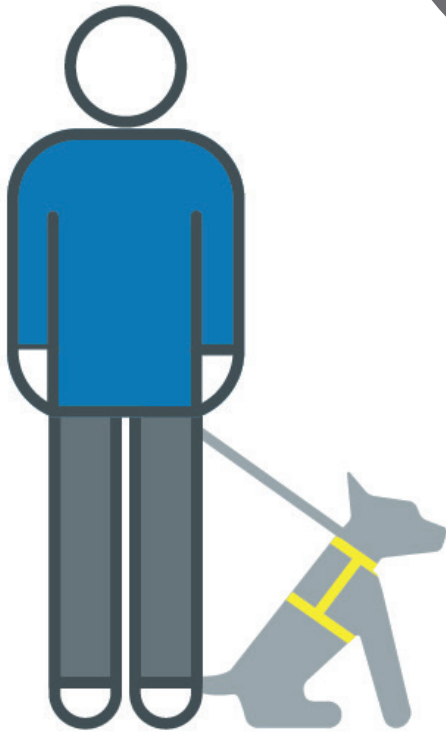
020 7332 1224 or

adultsduty@cityoflondon.gov.uk

The City Advice Service can also provide advice and information on a range of topics, including housing, welfare benefits, debt, employment and family issues.

You can contact them on

020 7392 2919.



020 7332 1224 (Monday - Friday, 9am – 5pm)

020 8356 8855 (out of hours)

adultsduty@cityoflondon.gov.uk

Community and Children's Services
Guildhall, North Wing

PO Box 270

London EC2P 2EJ



Adult Social Care
October 2024